PARADA

Order N°: 02024

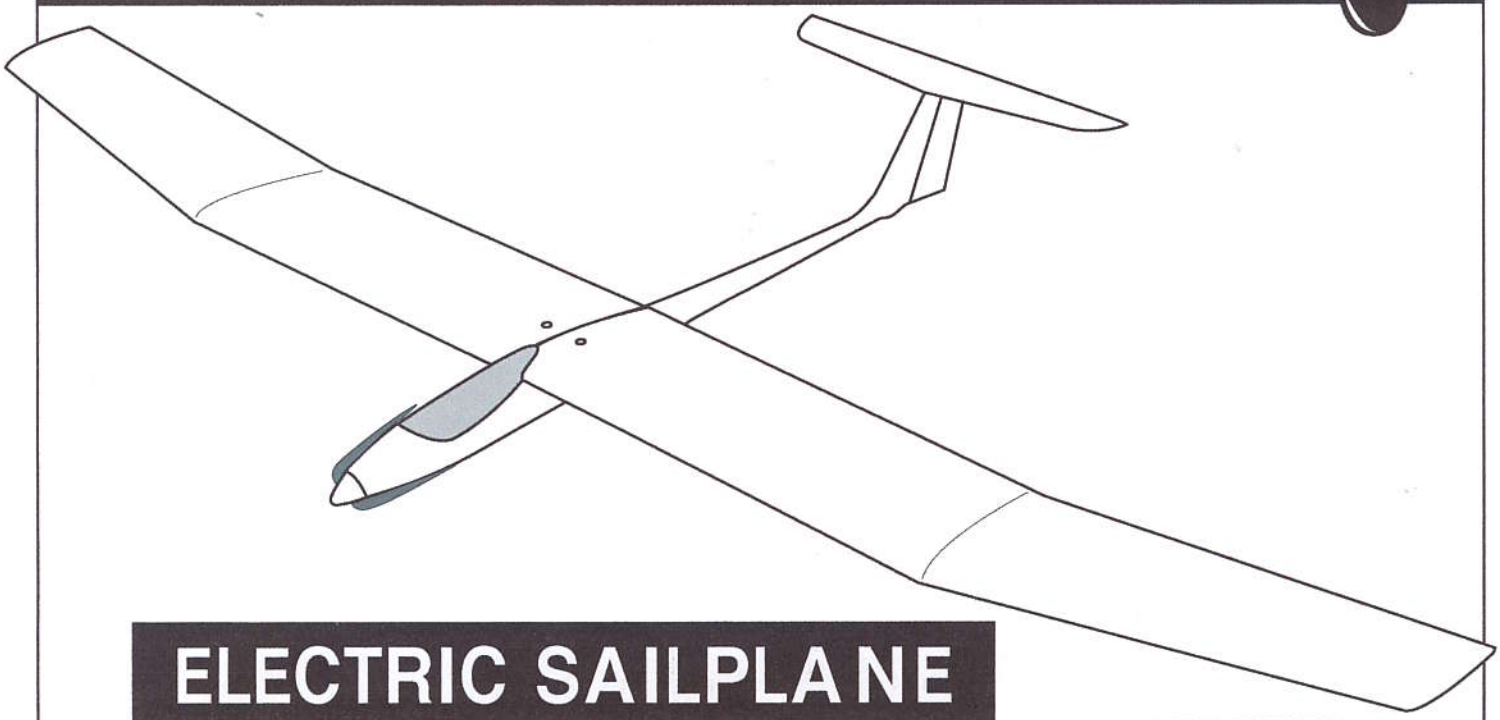

ELECTRIC SAILPLANE

1920 mm

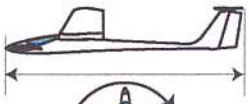

1120 mm

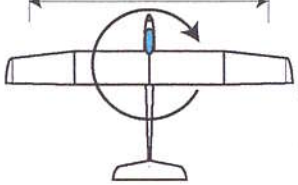

43,8 dm^2
27,4 g/dm^2

1,2 kg

SD 3021

Radio system you'll need:

3-channel
with 2 servos

elevator: 1 micro servo
rudder: 1 micro servo

540 (geared)

7 NC 1,7 - 3 Ah

Manufactured by :

TOPMODEL CZ

679 05 HABRUVKA 72 - CZECH REPUBLIC

PARADA TOPMODEL CZ

Kat. č. 02024

Položka	Název dílu	Materiál, rozměr	Volně / ks	Balíček/ ks
	Výkresová dokumentace		01	-
	Montážní návod		01	-
1	Trup	laminát	01	-
1-2	Držák serva SOP,VOP	překližka 3 x 54 x 56 mm	-	01
1-7	Držák aku	překližka 3 x 50 x 165 mm	-	01
1-71	Přepážka	překližka 3 x 27 x 57	-	01
1-72	Přepážka	Bs 5 x 40 x 7	-	01
1-73	Výztuha držáku	Bs 5 x 5 x 50	-	01
1-8	Uchycení aku	Bs 10 x 10 x 40, háček	-	01 + 02
2	Křídlo	balsa konstrukční	02	-
24	Spojka křídla	ocel ∅ 5 x 170 mm	-	01
2-21	Aretační kolík	∅ 3 x 30 mm	-	01
2-2	Uchycení křídla	šroub plast M5 x 30	-	02
3	Výškovka	balsa konstrukční	01	-
3-2	Lože výškovky	plast	-	01
3-3	Čep lože	ocel ∅ 3 x 17 mm	-	01
3-4	Uchycení výškovky	šroub plast M 4 x 10 mm	-	01
3-5	Táhlo výškovky	bowden vnější 800mm,vnitřní 850 mm, drát ocel ∅ 0,8 l = 850 mm	01 + 01 +01	-
3-6	Podložka bowdenu	balsa 5 x 35	-	01
3-7	Vidlička kovová M 2, matice M 2	MPJ 21 40	-	01 + 01
3-8	Spojka M2	MPJ 20 12	-	04
3-9	Vidlička plast	MPJ 21 10	-	03
4	Směrovka	konstrukční - balsa	01	-
4-1	Držák bowdenu	balsa 5 x 10 x 57	-	01
4-2	Páka směrovky	sklotextit 1,5 mm	-	01
4-3	Steven	balsa 7 mm	01	-
4-5	Bowden směrovky	vnější 600 mm,vnitřní 650 mm, drát ocel 0,8 650 mm	01 + 01 + 01	-
6	Kabina	laminát	01	-
6-1	Uchycení kabiny	drát ocel ∅ 1,5mm	-	01
6-2	Uchycení kabiny	háček + gumička	-	03 + 01
7	Obtisky		02	-
11	Závěsy kormidel	MPJ 2502 N	-	02

DOPORUČENÉ PŘÍSLUŠENSTVÍ :

RC souprava	**3 kanál**
Serva	**2 x mini (mikro)**
Motor	**Speed 600 (event. s převodem), VM 24/ 12 (24/10)**
Regulátor	**35 A**
Akku	**7 kl. 1,7 – 2,4 Ah**

PARADA kit

F

N° pièce	Désignation	Matériau, dimensions	Vrac	Sachet
	plan		01	
	notice de montage		01	
1	fuselage	fibre de verre époxy	01	
1-2	platine radio	CTP 3 mm 54x56 mm		01
1-7	platine accu	CTP 3 mm 50x165 mm		01
1-71	couple avant	CTP 3 mm 27x57 mm		01
1-72	couple arrière	balsa 5 mm 40x7 mm		01
1-73	renfort	balsa 5x5x50 mm		01
1-8	butée accu	balsa 10x10x40, crochet		01+02
2	aile	structure balsa	02	
24	clé d'aile	CAP Ø 5x170 mm		01
2-21	téton de calage	CAP Ø 3x30 mm		01
2-2	vis fixation aile	nylon M5x30 mm		02
3	empennage horizontal	structure balsa	01	
3-2	support stab. pendulaire	nylon		01
3-3	axe	CAP Ø 3x17 mm		01
3-4	vis fixation stab.	nylon M4x10 mm		01
3-5	commande profondeur	gaine ext=800 mm, int=850 mm CAP Ø 0,8 l= 850 mm		01+01 01
3-6	support ar. cde prof.	balsa 5x35 mm		01
3-7	chape + écrou	MPJ2140, M2		01+01
3-8	embout de chape	MPJ2012		04
3-9	chape	nylon MPJ2110		03
4	dérive	structure balsa	01	
4-1	support gaines	balsa 5x10x57 mm		01
4-2	guignol de direction	plaque époxy 1,5 mm		01
4-3	fermeture étambot	balsa 7 mm	01	
4-5	commande direction	gaine ext=600 mm, int=650 mm CAP Ø 0,8 l= 650 mm		01+01 01
6	cabine	fibre de verre époxy	01	
6-1	téton avant	CAP Ø 1,5 mm		01
6-2	fixation verrière	crochet + élastique		03+01
7	décoration	planche auto-collants	02	
11	charnière	MPJ2502N		02

EQUIPEMENTS CONSEILLES:

Radio: 3 voies
Servos: 2 x mini (micro)
Moteur: Speed 600 (éventuellement réducté), VM 24/12 (24/10)
Variateur: 35 Ah
Accu: 7 éléments 1,7-3,0 Ah

GB - USA

Part #	Part name	Material, dimensions	Loose	In bag
	general plan		01	
	building instructions		01	
1	fuselage	fibreglass	01	
1-2	servo tray rudder	plywood 3 mm 54x56 mm		01
1-7	battery tray	plywood 3 mm 54x165 mm		01
1-71	front former	plywood 3 mm 27x57 mm		01
1-72	rear former	balsa 5 mm 40x7 mm		01
1-73	reinforcement	balsa 5x5x50 mm		01
1-8	battery stop	balsa 10x10x40, hook		01+02
2	wing	balsa assembly	02	
24	wing joiner	piano wire Ø 5x170 mm		01
2-21	centering pin	piano wire Ø 3x30 mm		01
2-2	wing fixing screw	nylon M5x30 mm		02
3	horizontal stabilazer	balsa assembly	01	
3-2	stabilazer support	nylon		01
3-3	axle	piano wire Ø 3x17 mm		01
3-4	stabilazer fixing screw	nylon M4x10 mm		01
3-5	elevator link	outer tube=800 mm, inner=850 mm piano wire Ø 0,8 l= 850 mm		01+01 01
3-6	rear support elev. link	balsa 5x35 mm		01
3-7	clevis + nut	MPJ2140, M2		01+01
3-8	metal extender	MPJ2012		04
3-9	clevis	nylon MPJ2110		03
4	fin	balsa assembly	01	
4-1	bowden support	balsa 5x10x57 mm		01
4-2	horn rudder	fibreglass plate 1,5 mm		01
4-3	closing strip	balsa 7 mm	01	
4-5	rudder link	outer tube=600 mm, inner=650 mm piano wire Ø 0,8 l= 650 mm		01+01 01
6	canopy	fibreglass	01	
6-1	front locating pin	piano wire Ø 1,5		01
6-2	canopy fixing	hook + rubber		03+01
7	stickers		02	
11	pinned hinge	MPJ2502N		02

EQUIPMENTS REQUIRED:

RC set: 3 channel
Servos: 2 x mini (micro)
Engine: Speed 600 (eventually geared), VM 24/12 (24/10)
Speed controler: 35 Ah
Battery: 7 cells 1,7-3,0 Ah

ATTENTION !!!
Ce modèle à construire n'est pas un jouet, il ne convient pas aux enfants de moins de 14 ans.
Une mauvaise utilisation de ce matériel peut provoquer des dommages matériels ou corporels. Vous êtes pleinement responsable lorsque vous utilisez votre modèle. Volez à une distance de sécurité des zones habitées.
Soyez sûr que personne n'émet sur la même fréquence que vous.
ATTENTION !!!
This model construction kit is not a toy and is not suitable for children under the age of 14.
Incorrect use of this material could cause material damage ou personal injury. You are fully responsable for your actions when you use this model.
Fly at a safe distance from occupied zones. Be sure that no one else is using the same frequency as you.

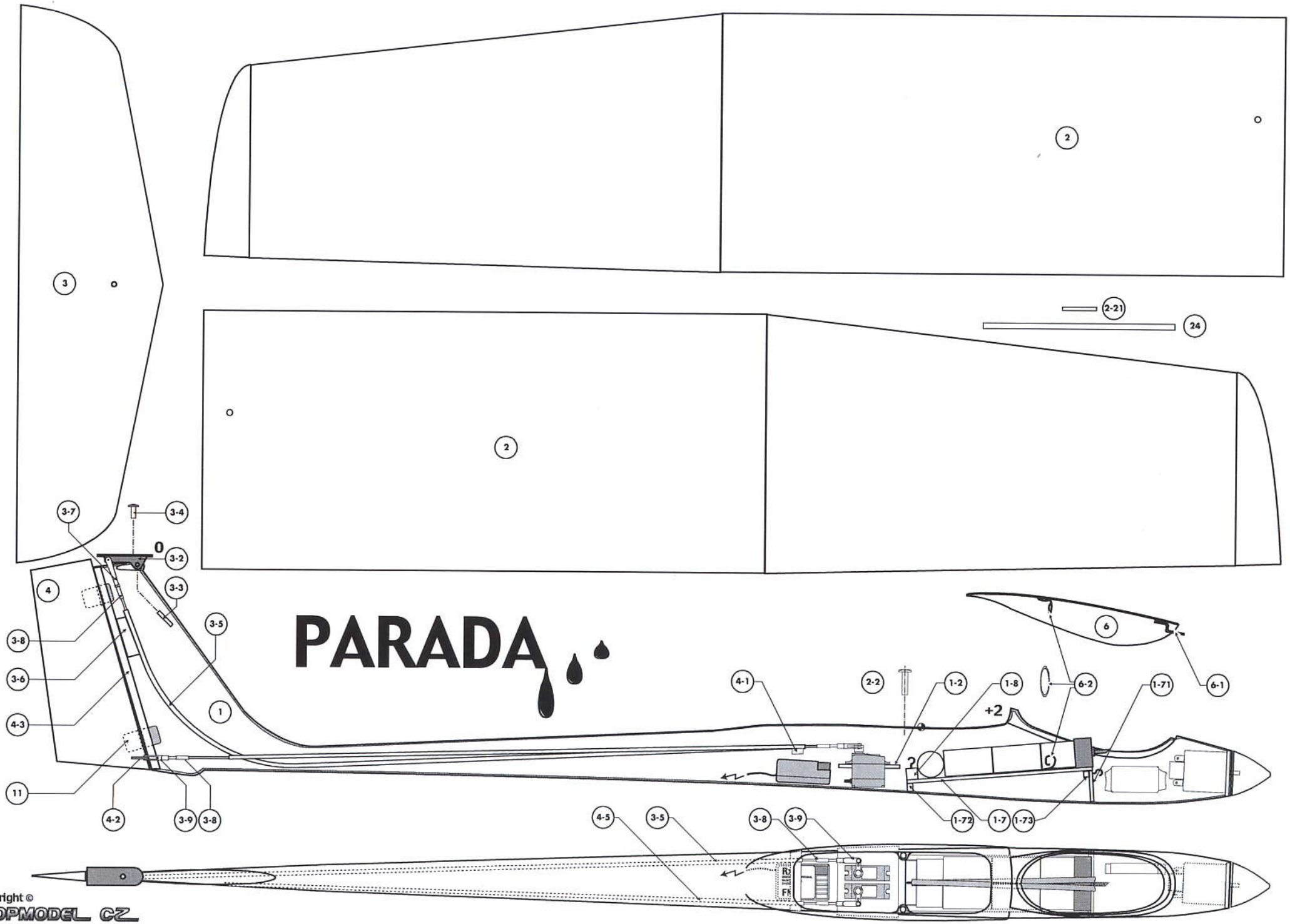

Copyright ©
TOPMODEL CZ

PARADA

1)

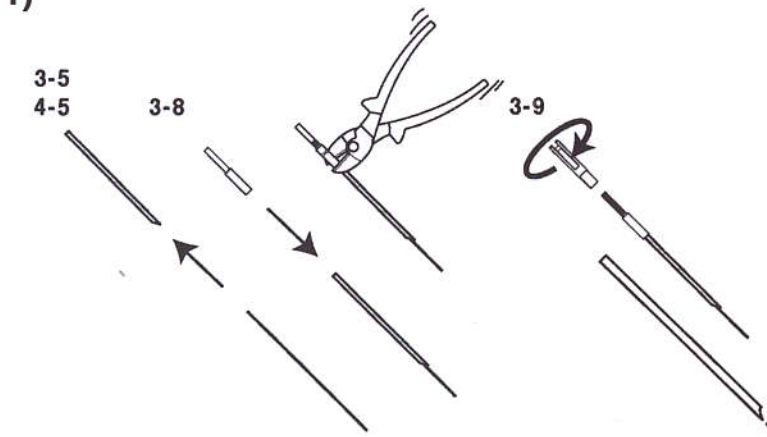

2)

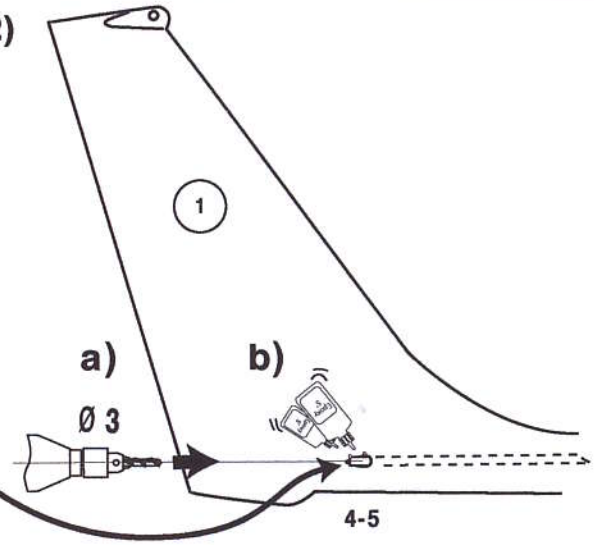

3)

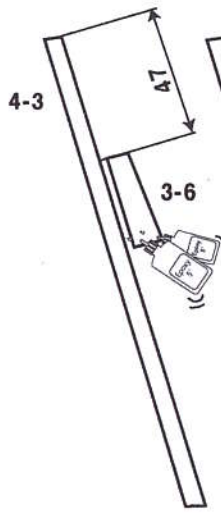

4)

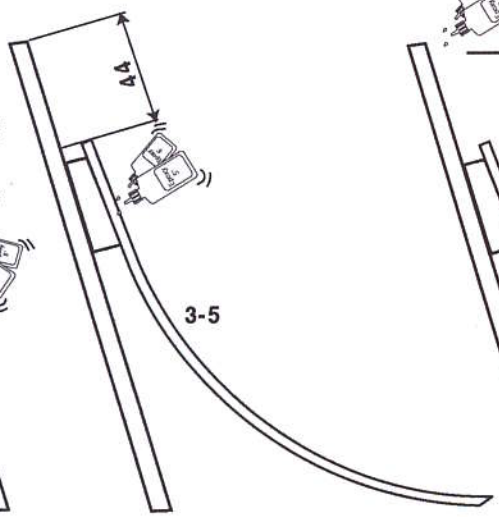

5)

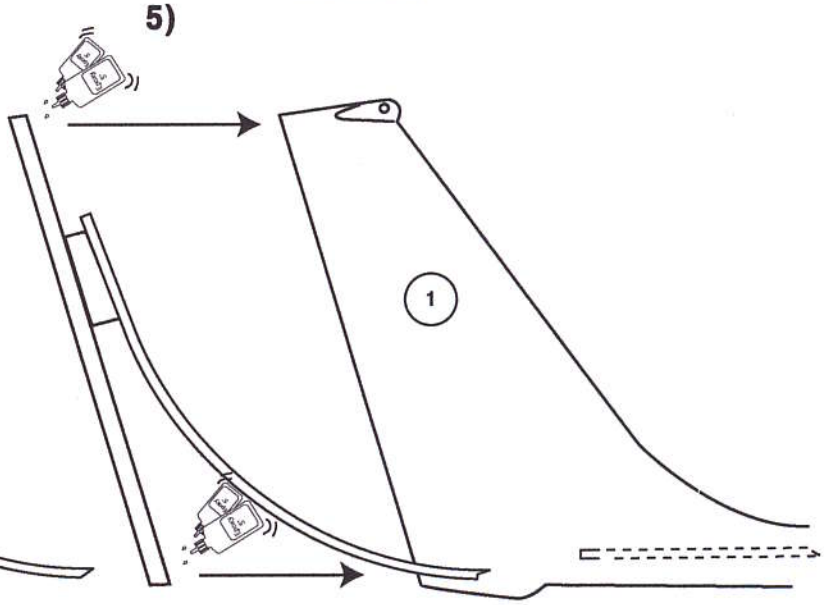

6)

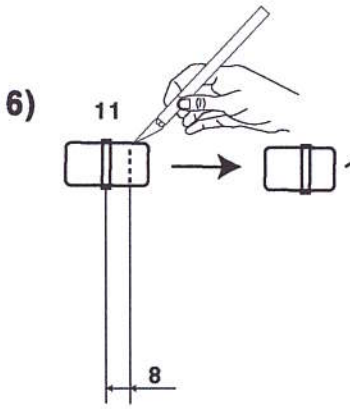

7)

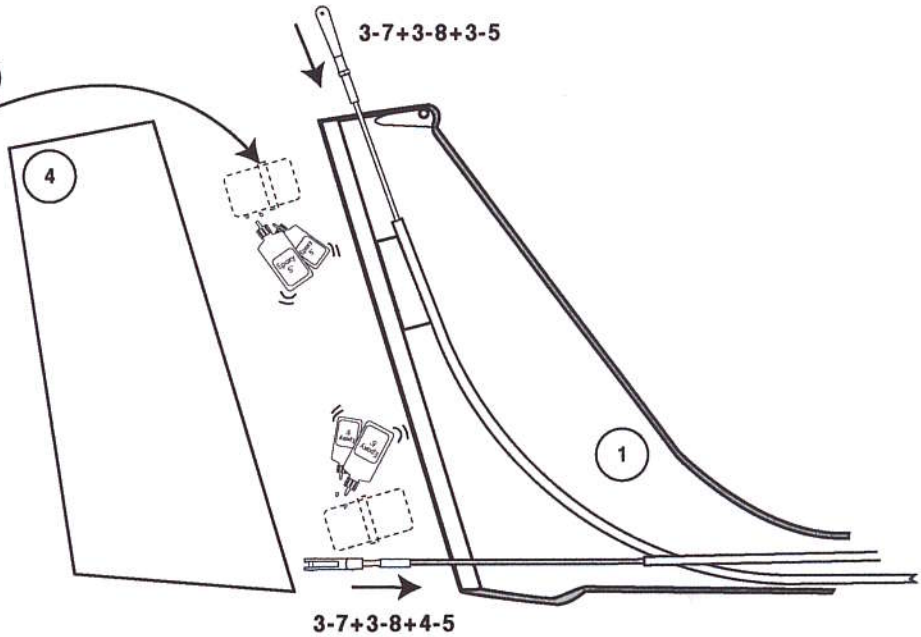

Copyright ©
TOPMODEL CZ

PARADA

8)

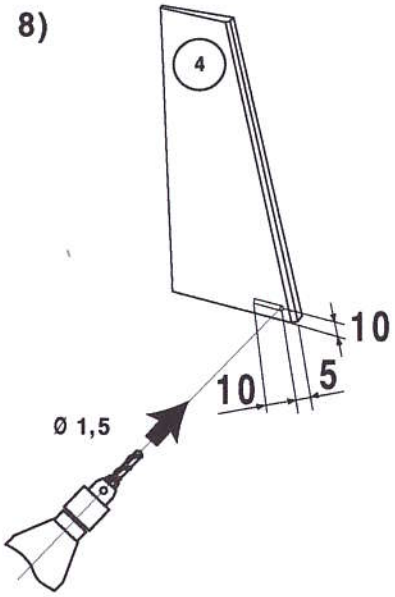

9)

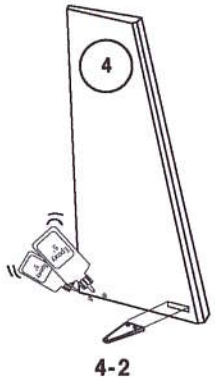

10)

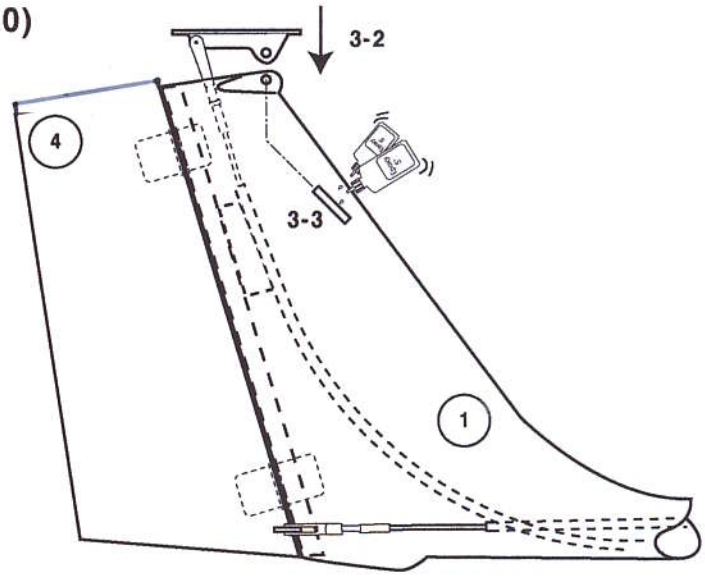

11)

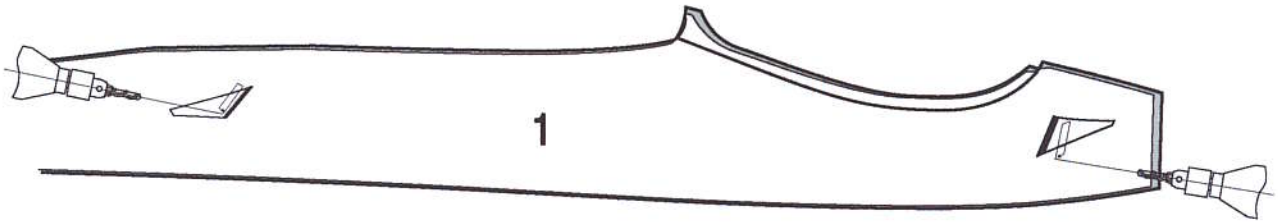

cf motor

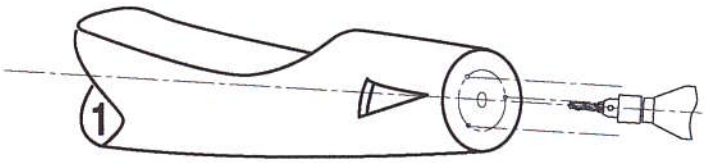

12)

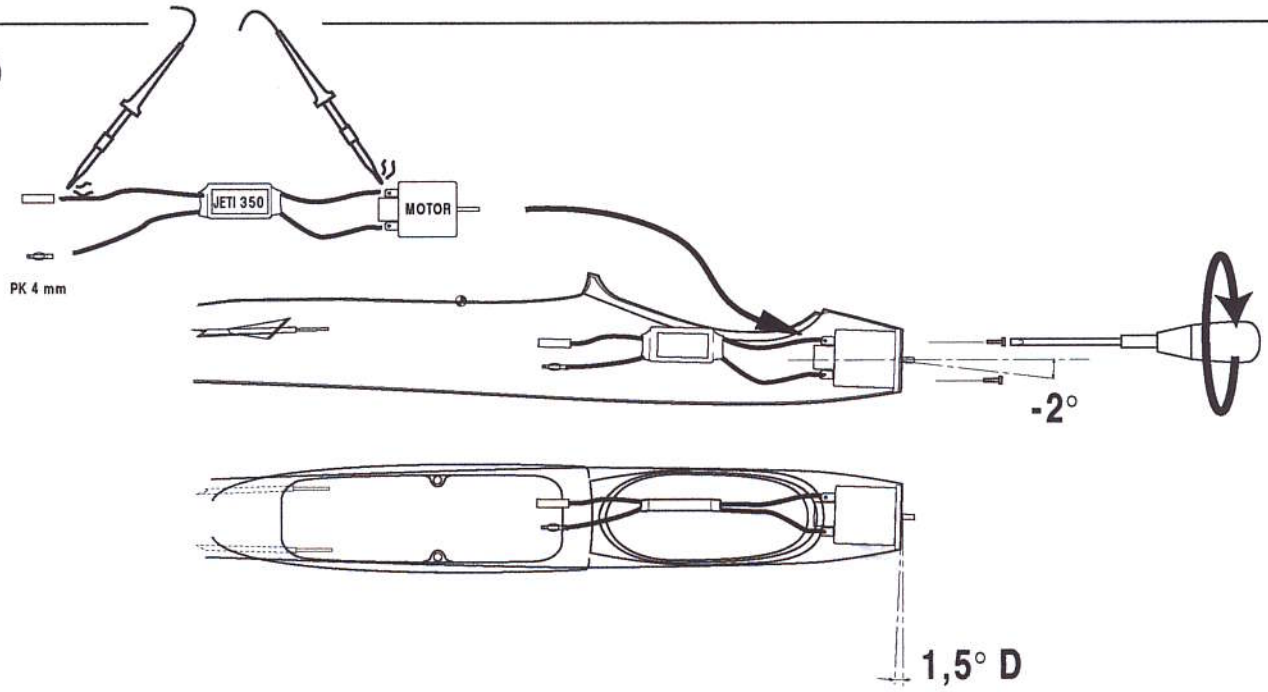

Copyright ©
TOPMODEL CZ

PARADA

13)

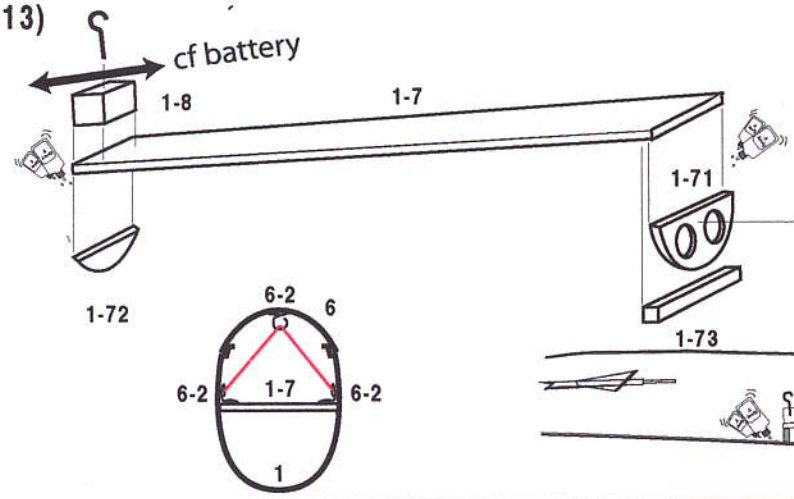

15)

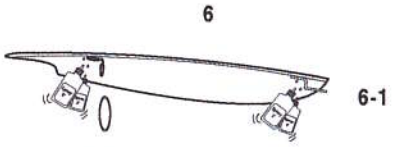

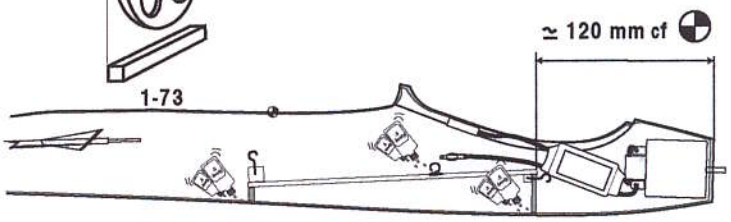

14)

16)



17)

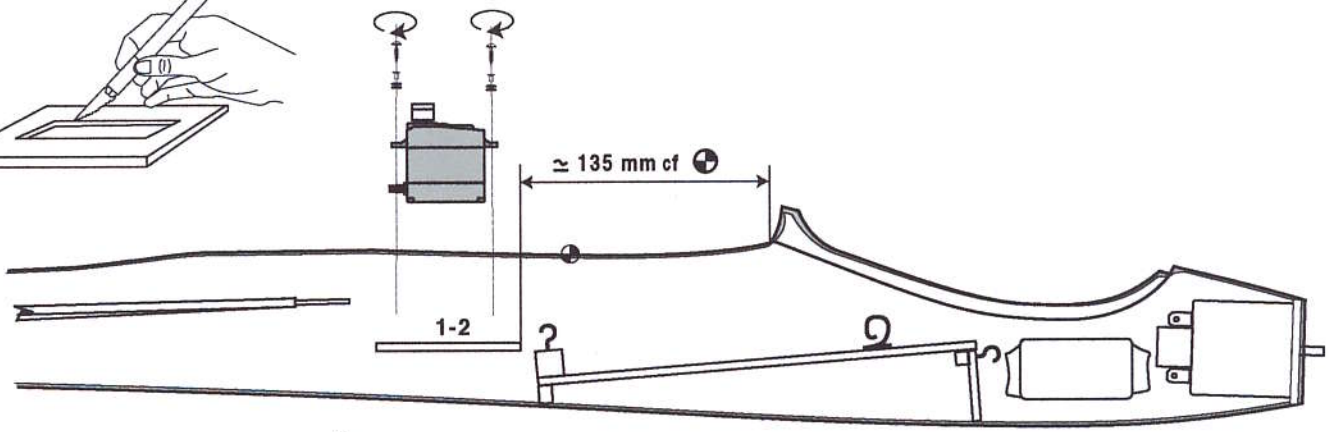

18)

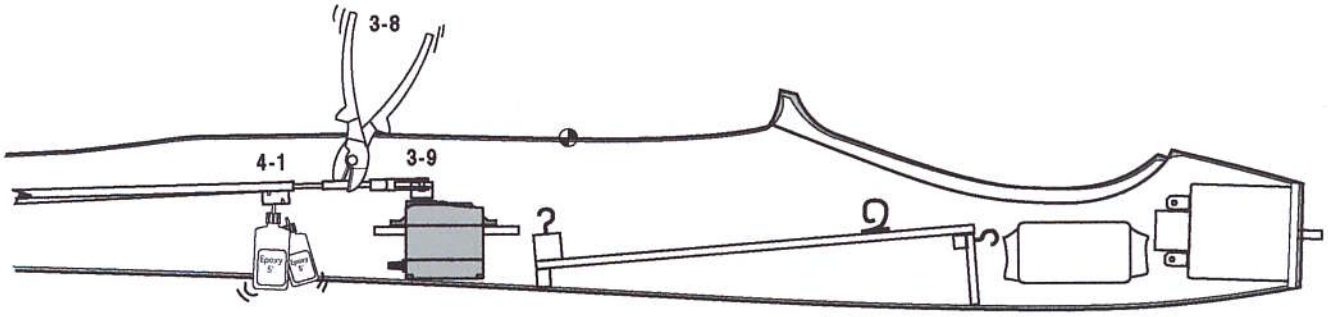

19)

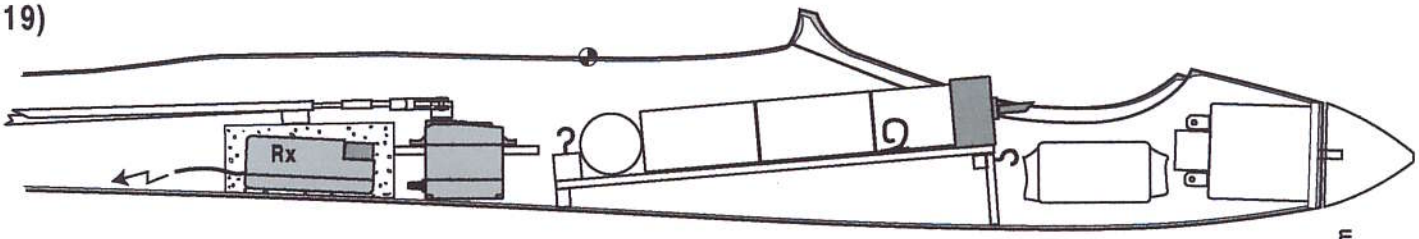

7 NC 1,7-3,0 Ah

Ø39-40 mm

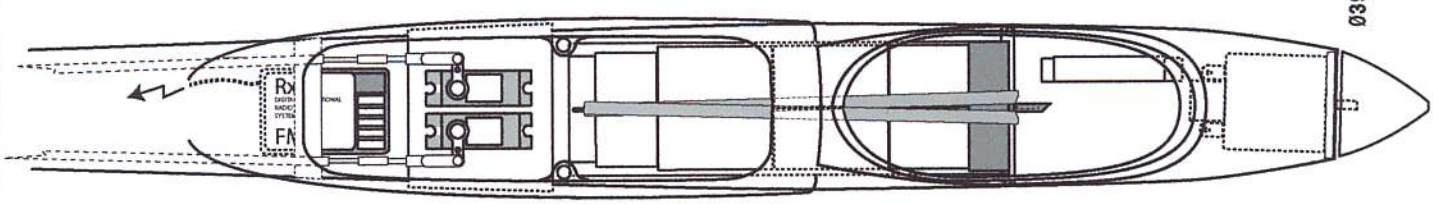

Copyright ©
TOPMODEL CZ

PARADA

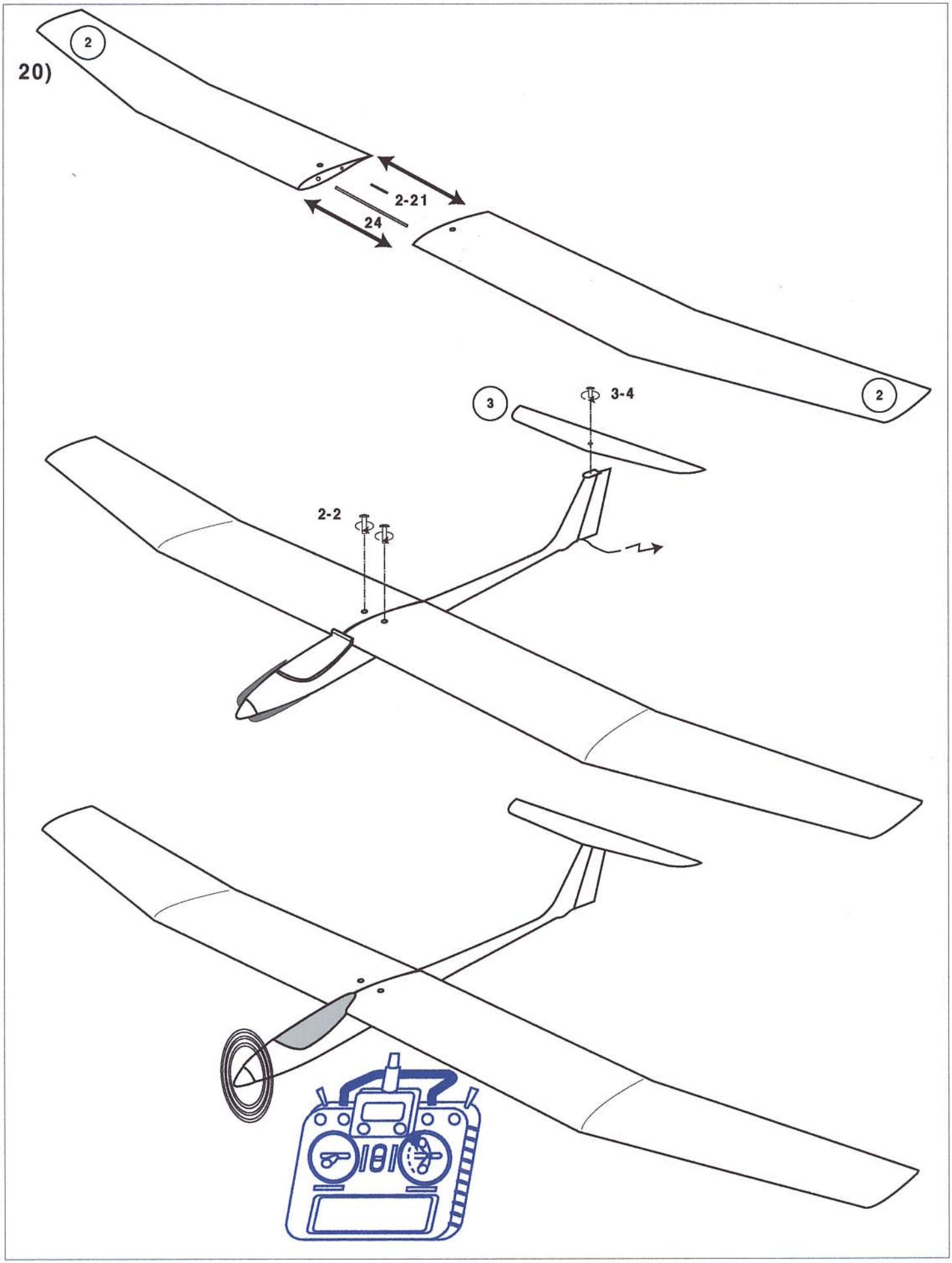

Copyright ©
TOPMODEL CZ

PARADA

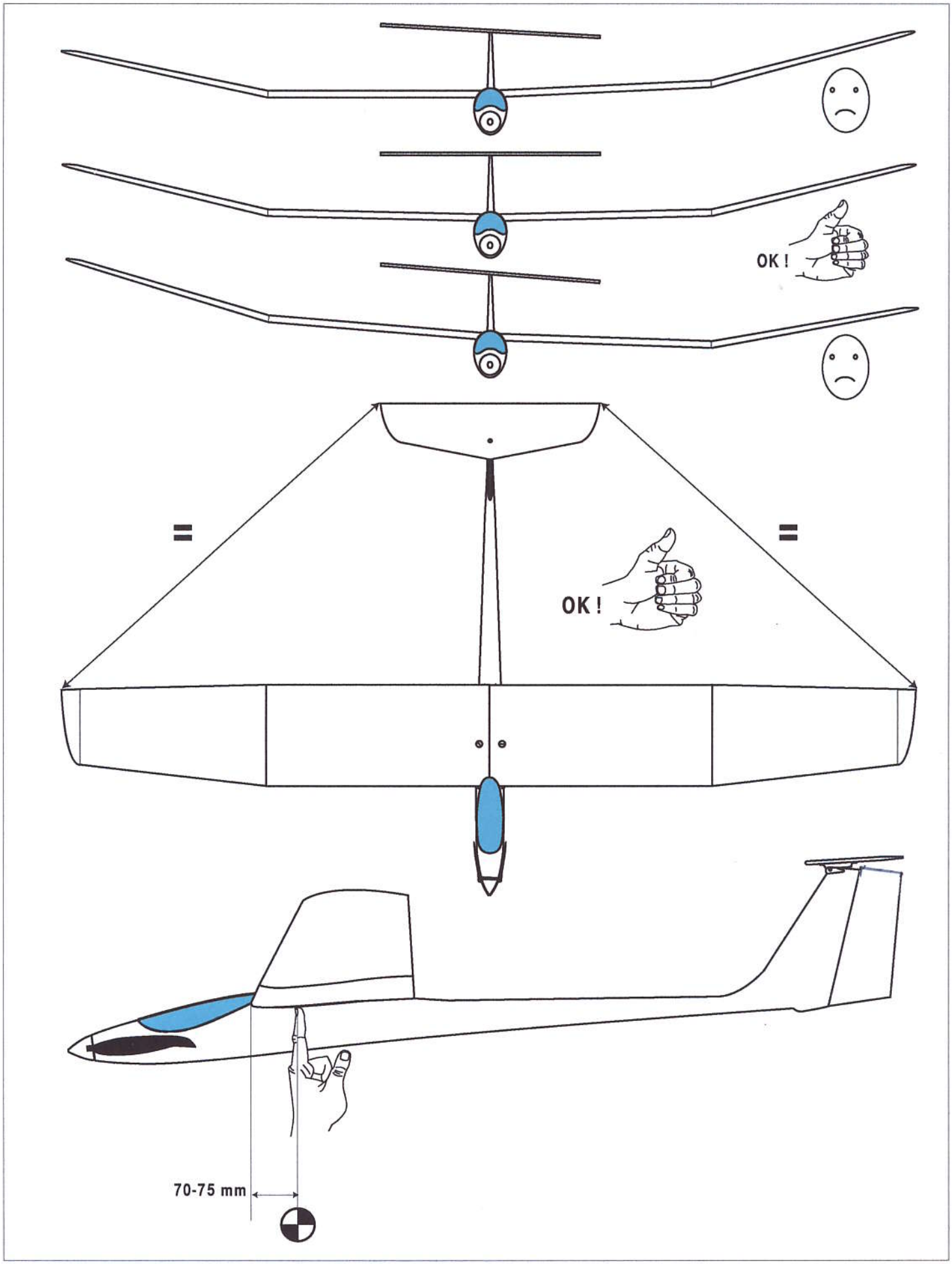

Copyright ©
TOPMODEL CZ

PARADA

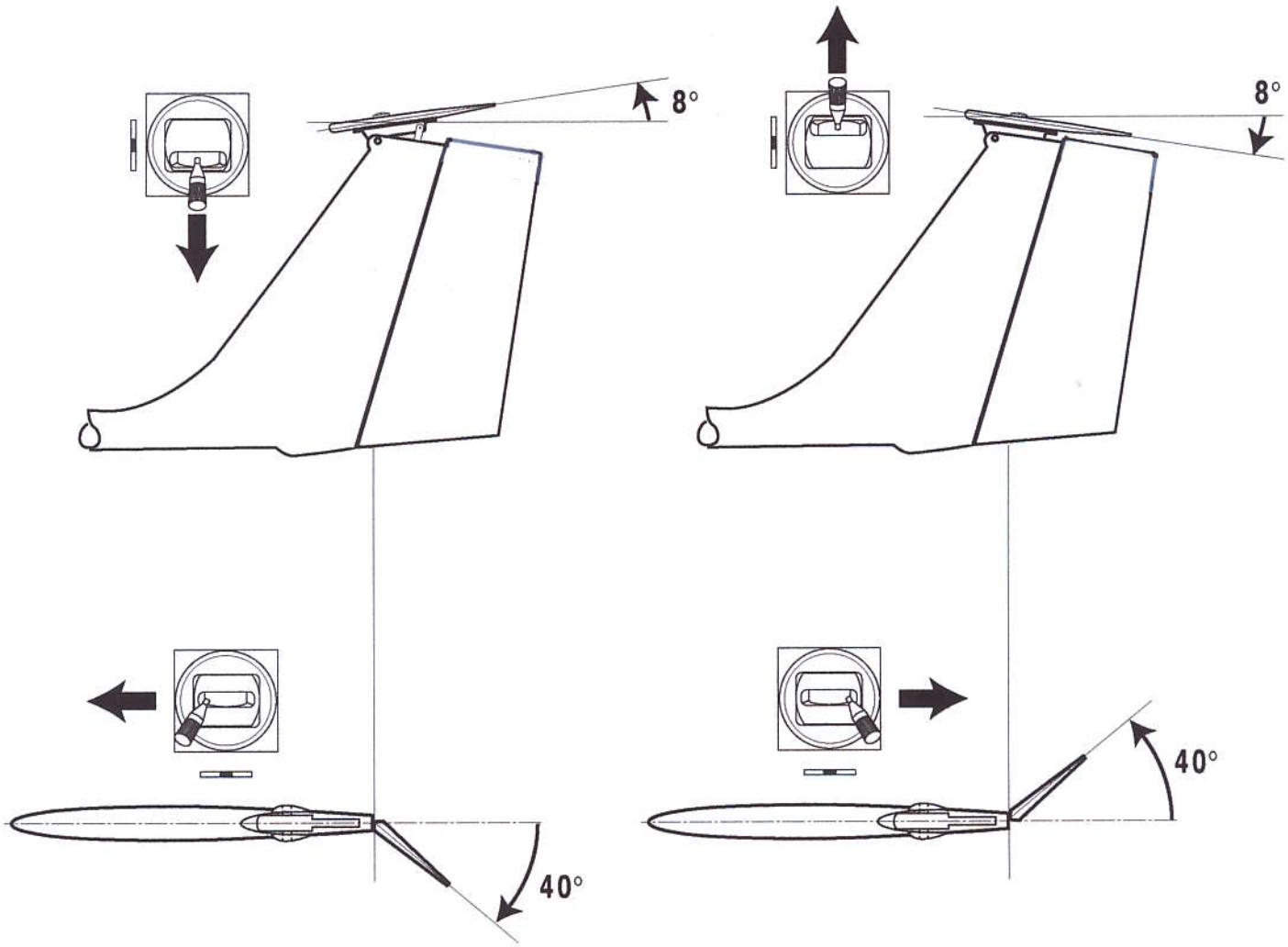

Copyright ©
TOPMODEL CZ

Have fun, fly our models

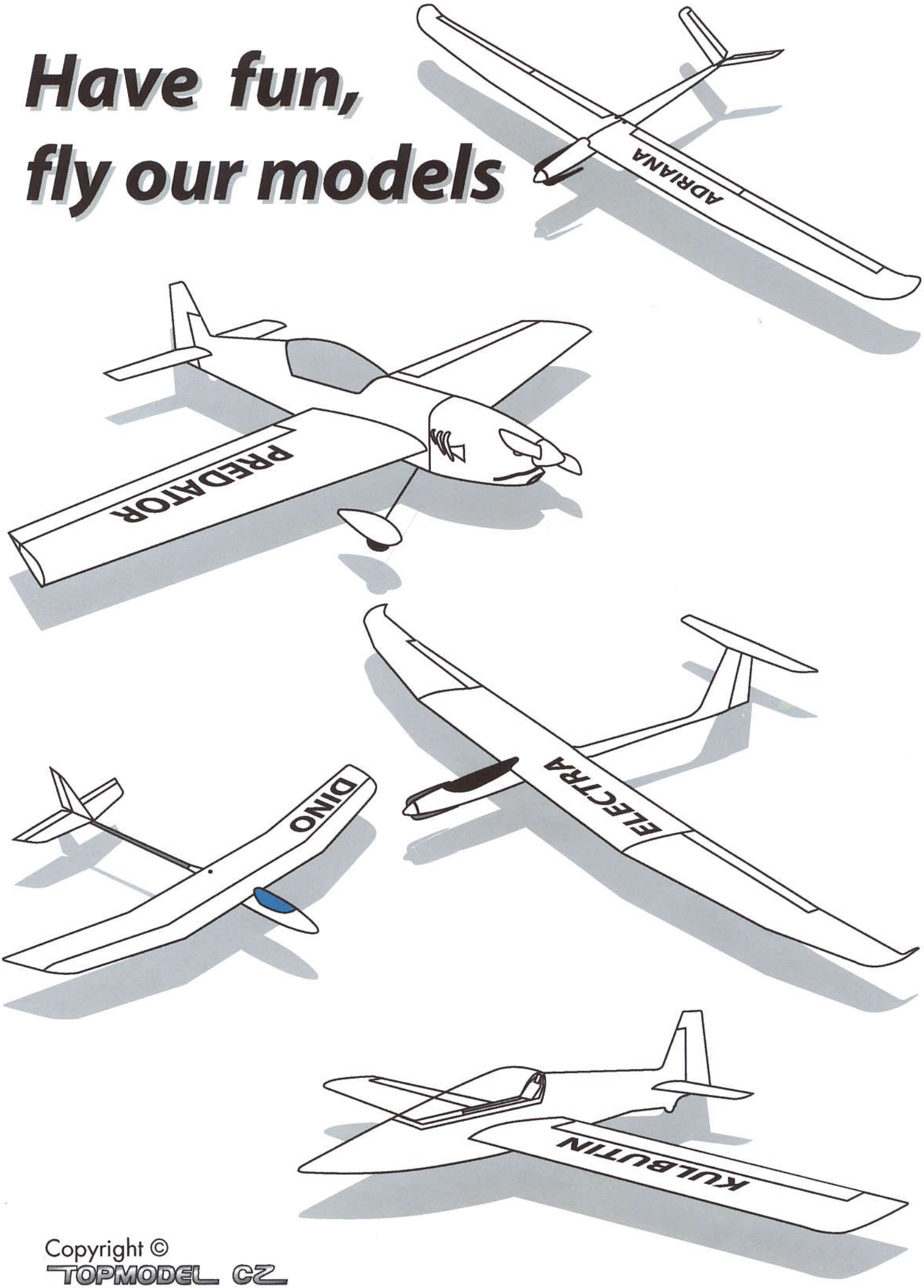

Copyright ©
TOPMODEL CZ